



Hey there, how are ya?

Justin Griffith

Realtor®

www.JustinGriffith.ca



STONY PLAIN

as of February 29, 2020

BENCHMARK PRICE

314,759

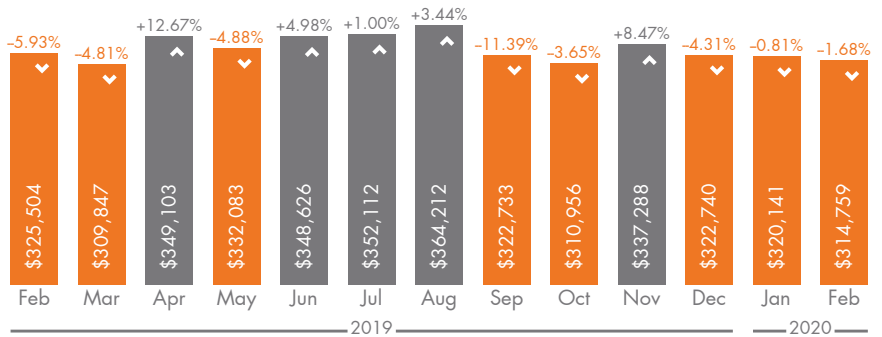
Feb 2020

Month to Month
Down 1.68% from Jan 2020

Year to Year
Down 3.30% from Feb 2019

www.justingriffith.ca

13 MONTHS MARKET HISTORY
STONY PLAIN - DETACHED HOMES



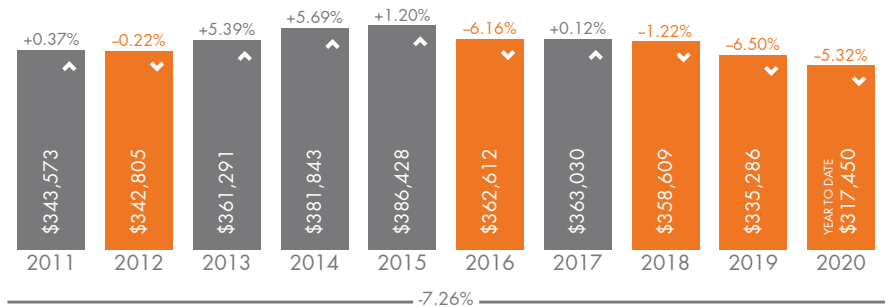
AVERAGE PRICE TREND



PROPERTY TYPE: **DETACHED HOMES**
TOWN: **STONY PLAIN**

www.justingriffith.ca

10 YEAR AVERAGE PRICE HISTORY
STONY PLAIN - DETACHED HOMES



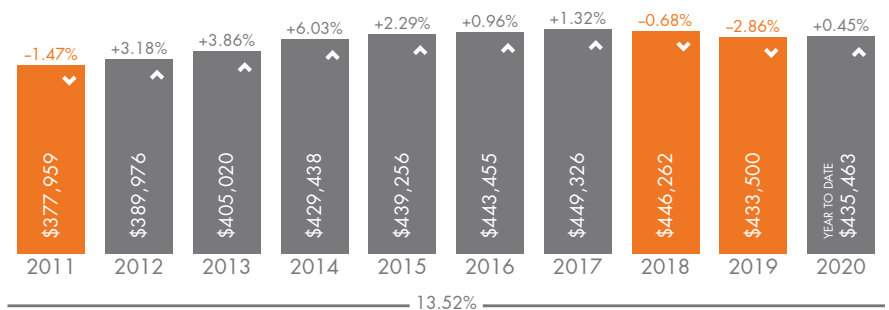
AVERAGE PRICE TREND



PROPERTY TYPE: **DETACHED HOMES**
CITY OF **EDMONTON**

www.justingriffith.ca

10 YEAR AVERAGE PRICE HISTORY
EDMONTON - DETACHED HOMES





Hey there, how are ya?

Justin Griffith
Realtor®
www.JustinGriffith.ca



STONY PLAIN

as of February 29, 2020

ACTIVE & SOLD LISTINGS

www.justingriffith.ca

**13 MONTHS MARKET HISTORY
STONY PLAIN - DETACHED HOMES**

112

**FEB 2020
ACTIVE**
Listings



21

**FEB 2020
SOLD**
Listings

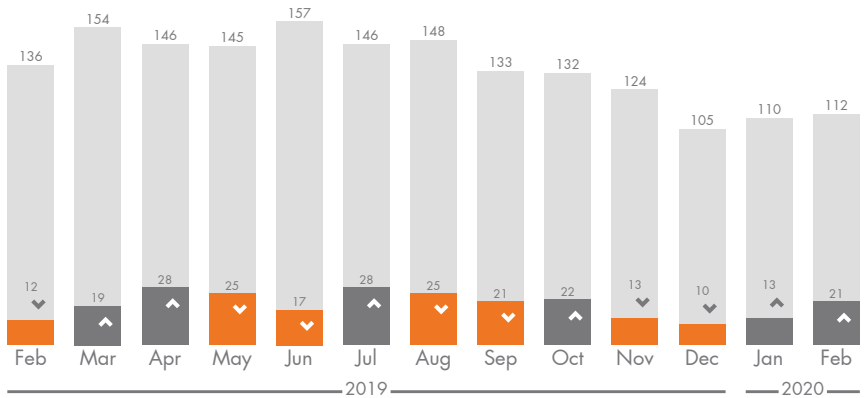


Month to Month
Up 1.82%
from Jan 2020

Month to Month
Up 61.54%
from Jan 2020

Year to Year
Down 17.65%
from Feb 2019

Year to Year
Up 75.00%
from Feb 2019



LISTING ABSORPTION RATE

www.justingriffith.ca

**13 MONTHS MARKET HISTORY
STONY PLAIN - DETACHED HOMES**

18.75%

Feb 2020

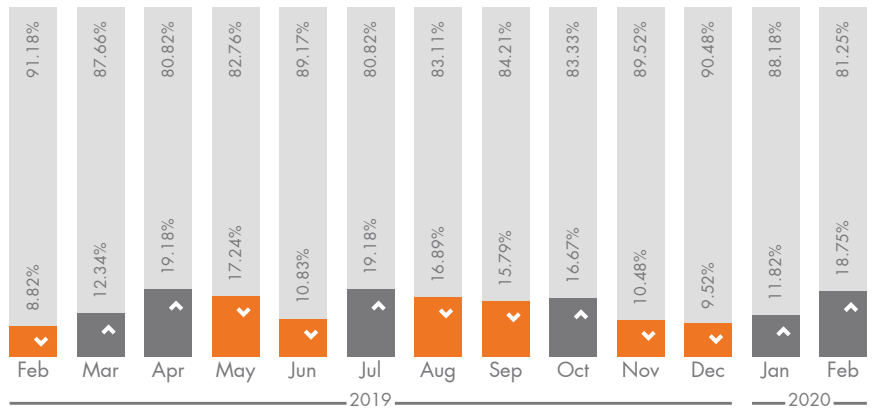
SOLD
Listings



81.25%
**UNSOLD, EXPIRED
& TERMINATED Listings**

Month to Month
The odds of selling
increased by 58.65%
compared to Jan 2020

Year to Year
The odds of selling
increased by 112.50%
compared to Feb 2019



AVERAGE DAYS ON MARKET

www.justingriffith.ca

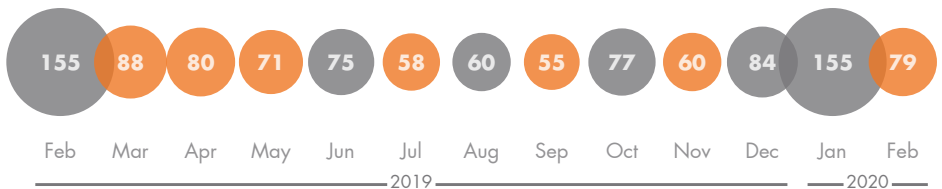
**13 MONTHS MARKET HISTORY
STONY PLAIN - DETACHED HOMES**

79
days
average

Feb 2020

Month to Month
ADOM are down, homes
are selling 49.03% faster
compared to Jan 2020

Year to Year
ADOM are down, homes
are selling 49.03% faster
compared to Feb 2019



This report was created by Real Info Box Inc. using the most recent REALTORS® Association Of Edmonton board monthly statistical reports. Information herein deemed reliable but not guaranteed. This report is for information purposes. It assumes no liability for any action taken based on this information. Not intended to solicit buyers or sellers under contract. Copyright © 2015-2020 by Real Info Box Inc. All rights are reserved. Only Clients of Real Info Box Inc. have the right to view, copy and distribute the market reports for the commercial purpose as per User Agreement. www.RealInfoBox.com



Hey there, how are ya?

Justin Griffith
Realtor®
www.JustinGriffith.ca



STONY PLAIN

as of February 29, 2020

BENCHMARK PRICE

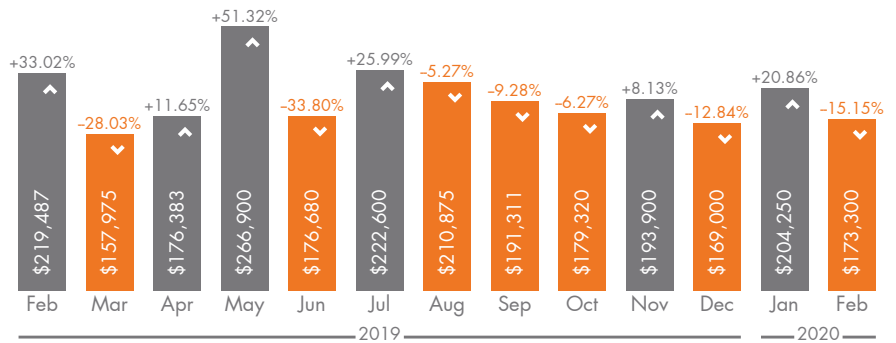
173,300

Feb 2020

- Month to Month
Down 15.15% from Jan 2020
- Year to Year
Down 21.04% from Feb 2019

www.justingriffith.ca

**13 MONTHS MARKET HISTORY
STONY PLAIN - CONDOS**



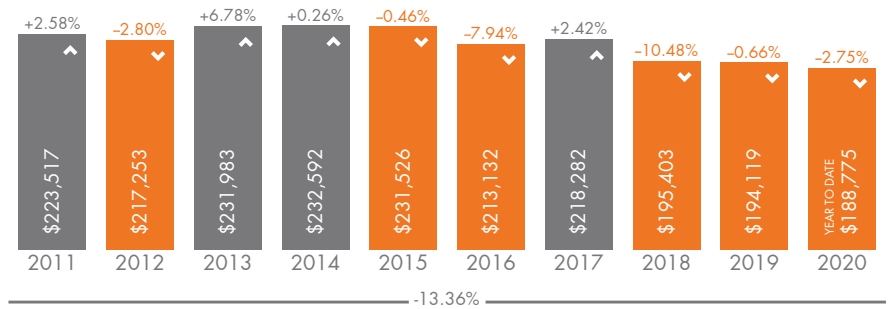
AVERAGE PRICE TREND



PROPERTY TYPE: **CONDOS**
TOWN: **STONY PLAIN**

www.justingriffith.ca

**10 YEAR AVERAGE PRICE HISTORY
STONY PLAIN - CONDOS**



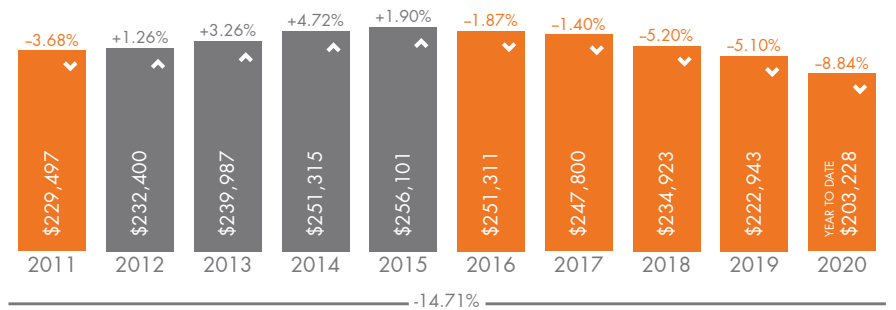
AVERAGE PRICE TREND



PROPERTY TYPE: **CONDOS**
CITY OF **EDMONTON**

www.justingriffith.ca

**10 YEAR AVERAGE PRICE HISTORY
EDMONTON - CONDOS**





Hey there, how are ya?

Justin Griffith
Realtor®
www.JustinGriffith.ca



STONY PLAIN

as of February 29, 2020

ACTIVE & SOLD LISTINGS

www.justingriffith.ca

**13 MONTHS MARKET HISTORY
STONY PLAIN - CONDOS**

28

FEB 2020
ACTIVE
Listings



5

FEB 2020
SOLD
Listings

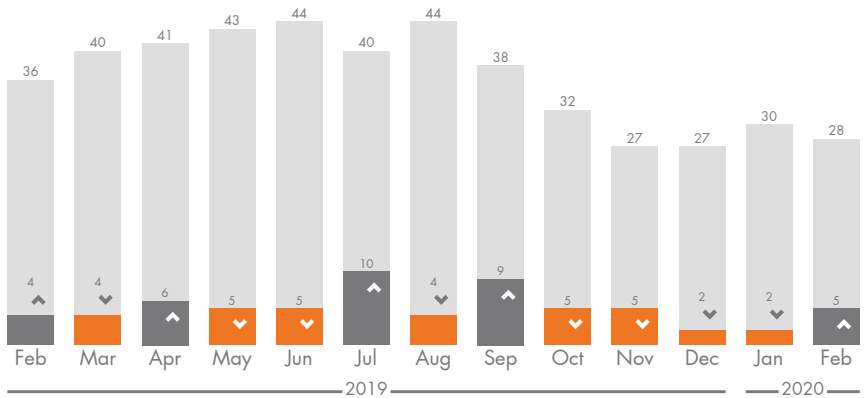


Month to Month
Down 6.67%
from Jan 2020

Month to Month
Up 150.00%
from Jan 2020

Year to Year
Down 22.22%
from Feb 2019

Year to Year
Up 25.00%
from Feb 2019



LISTING ABSORPTION RATE

www.justingriffith.ca

**13 MONTHS MARKET HISTORY
STONY PLAIN - CONDOS**

17.86%

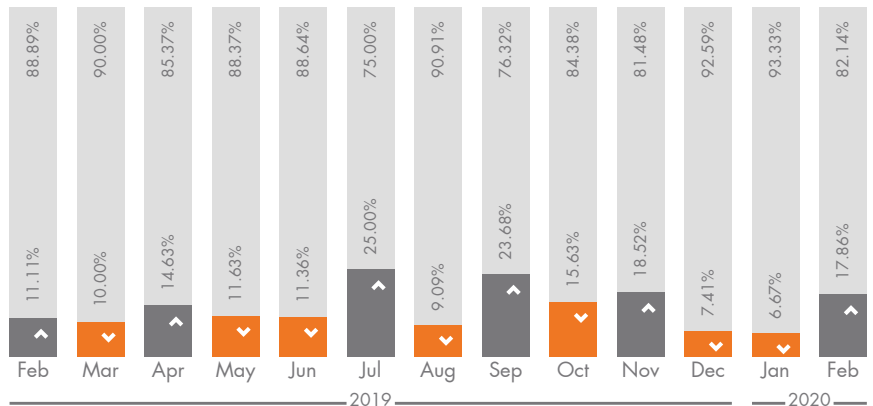
FEB 2020
SOLD
Listings



Month to Month
The odds of selling
increased by 167.86%
compared to Jan 2020

Year to Year
The odds of selling
increased by 60.71%
compared to Feb 2019

82.14%
**UNSOLD, EXPIRED
& TERMINATED Listings**



AVERAGE DAYS ON MARKET

www.justingriffith.ca

**13 MONTHS MARKET HISTORY
STONY PLAIN - CONDOS**

108 days
average

FEB 2020

Month to Month
ADOM are up, homes
are selling 176.92% slower
compared to Jan 2020

Year to Year
ADOM are up, homes
are selling 28.57% slower
compared to Feb 2019

