



Hey there, how are ya?

Justin Griffith
Realtor®
www.JustinGriffith.ca



ST. ALBERT

as of February 29, 2020

BENCHMARK PRICE

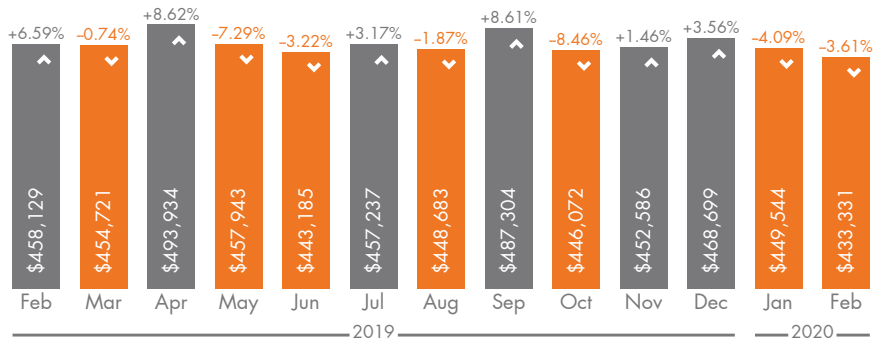
433,331

Feb 2020

- Month to Month
Down 3.61% from Jan 2020
- Year to Year
Down 5.41% from Feb 2019

www.justingriffith.ca

13 MONTHS MARKET HISTORY
ST. ALBERT - DETACHED HOMES



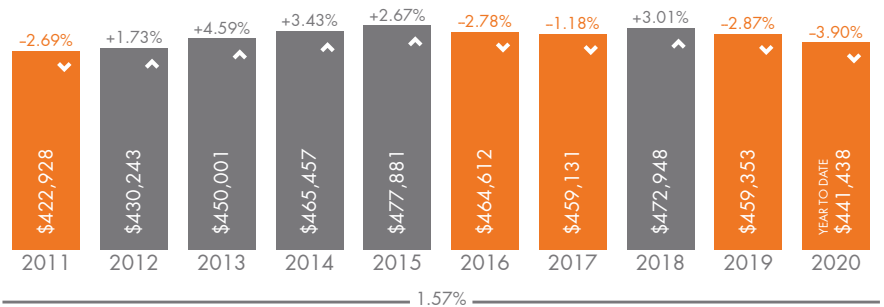
AVERAGE PRICE TREND



PROPERTY TYPE: **DETACHED HOMES**
TOWN: **ST. ALBERT**

www.justingriffith.ca

10 YEAR AVERAGE PRICE HISTORY
ST. ALBERT - DETACHED HOMES



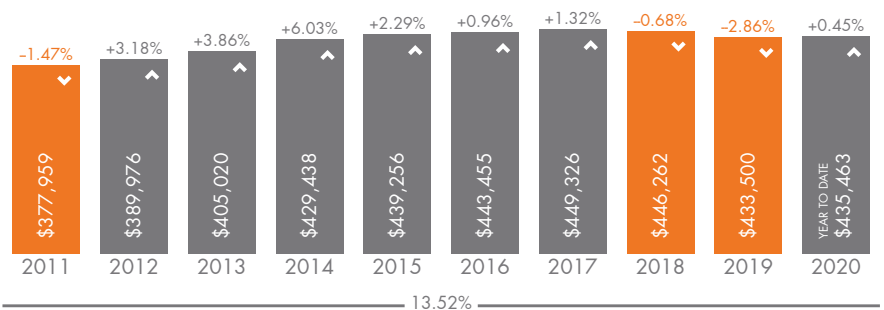
AVERAGE PRICE TREND



PROPERTY TYPE: **DETACHED HOMES**
CITY OF **EDMONTON**

www.justingriffith.ca

10 YEAR AVERAGE PRICE HISTORY
EDMONTON - DETACHED HOMES



This report was created by Real Info Box Inc. using the most recent REALTORS® Association Of Edmonton board monthly statistical reports. Information herein deemed reliable but not guaranteed. This report is for information purposes. It assumes no liability for any action taken based on this information. Not intended to solicit buyers or sellers under contract. Copyright © 2015-2020 by Real Info Box Inc. All rights are reserved. Only Clients of Real Info Box Inc. have the right to view, copy and distribute the market reports for the commercial purpose as per User Agreement. www.RealInfoBox.com



Hey there, how are ya?

Justin Griffith
Realtor®
www.JustinGriffith.ca



ST. ALBERT

as of February 29, 2020

ACTIVE & SOLD LISTINGS

www.justingriffith.ca

**13 MONTHS MARKET HISTORY
ST. ALBERT - DETACHED HOMES**

230

FEB 2020
ACTIVE
Listings



40

FEB 2020
SOLD
Listings



Month to Month

Up 17.35%
from Jan 2020

Month to Month

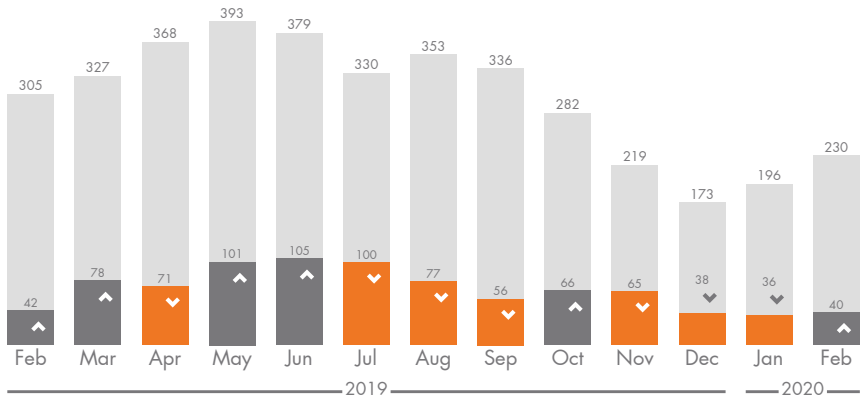
Up 11.11%
from Jan 2020

Year to Year

Down 24.59%
from Feb 2019

Year to Year

Down 4.76%
from Feb 2019



LISTING ABSORPTION RATE

www.justingriffith.ca

**13 MONTHS MARKET HISTORY
ST. ALBERT - DETACHED HOMES**

17.39%

Feb 2020
SOLD
Listings



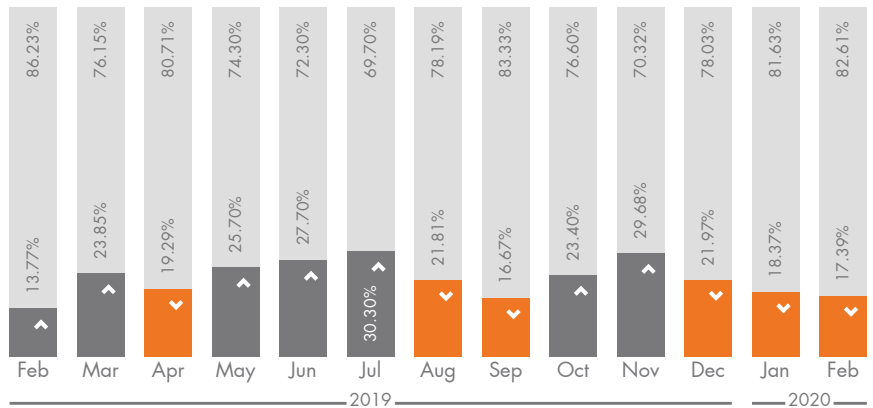
Month to Month

The odds of selling
decreased by 5.31%
compared to Jan 2020

Year to Year

The odds of selling
increased by 26.29%
compared to Feb 2019

82.61%
**UNSOLD, EXPIRED
& TERMINATED Listings**



AVERAGE DAYS ON MARKET

www.justingriffith.ca

**13 MONTHS MARKET HISTORY
ST. ALBERT - DETACHED HOMES**

39 days
average


Feb 2020

Month to Month

ADOM are down, homes
are selling 37.10% faster
compared to Jan 2020

Year to Year

ADOM are down, homes
are selling 13.33% faster
compared to Feb 2019



This report was created by Real Info Box Inc. using the most recent REALTORS® Association Of Edmonton board monthly statistical reports. Information herein deemed reliable but not guaranteed. This report is for information purposes. It assumes no liability for any action taken based on this information. Not intended to solicit buyers or sellers under contract. Copyright © 2015-2020 by Real Info Box Inc. All rights are reserved. Only Clients of Real Info Box Inc. have the right to view, copy and distribute the market reports for the commercial purpose as per User Agreement. www.RealInfoBox.com



Hey there, how are ya?

Justin Griffith
Realtor®
www.JustinGriffith.ca



ST. ALBERT

as of February 29, 2020

BENCHMARK PRICE

240,315

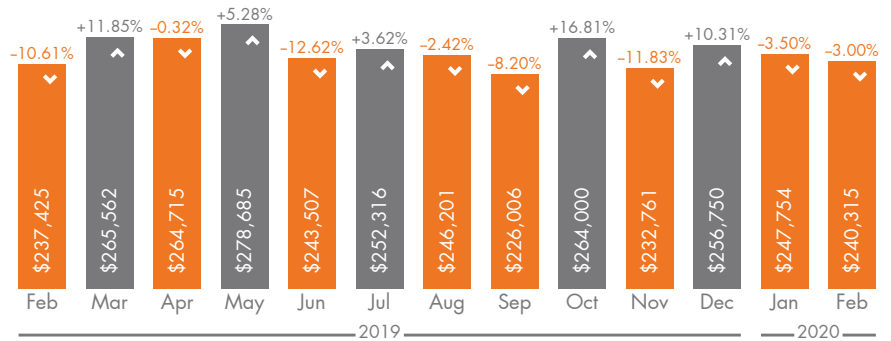
Feb 2020

Month to Month
Down 3.00% from Jan 2020

Year to Year
Up 1.22% from Feb 2019

www.justingriffith.ca

**13 MONTHS MARKET HISTORY
ST. ALBERT - CONDOS**



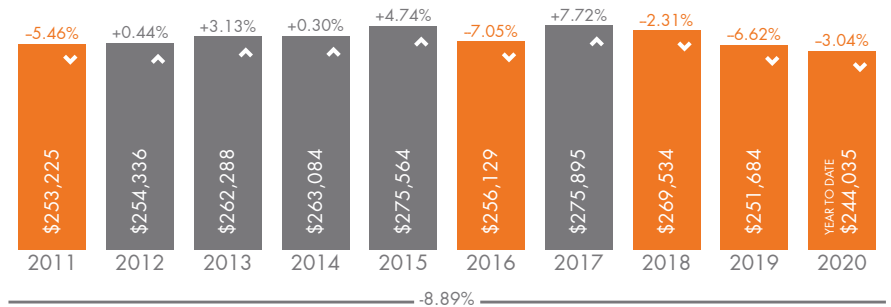
AVERAGE PRICE TREND



PROPERTY TYPE: **CONDOS**
TOWN: **ST. ALBERT**

www.justingriffith.ca

**10 YEAR AVERAGE PRICE HISTORY
ST. ALBERT - CONDOS**



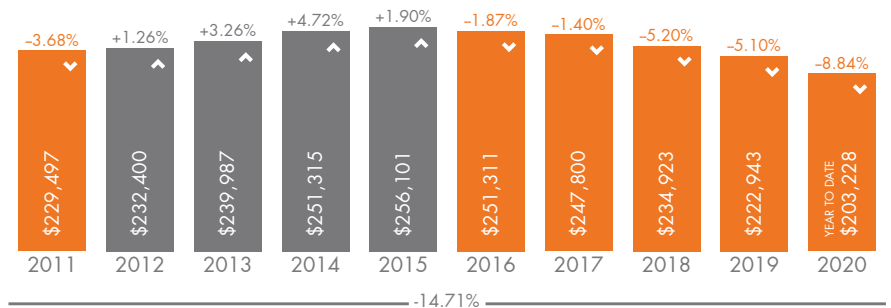
AVERAGE PRICE TREND



PROPERTY TYPE: **CONDOS**
CITY OF **EDMONTON**

www.justingriffith.ca

**10 YEAR AVERAGE PRICE HISTORY
EDMONTON - CONDOS**



This report was created by Real Info Box Inc. using the most recent REALTORS® Association Of Edmonton board monthly statistical reports. Information herein deemed reliable but not guaranteed. This report is for information purposes. It assumes no liability for any action taken based on this information. Not intended to solicit buyers or sellers under contract. Copyright © 2015-2020 by Real Info Box Inc. All rights are reserved. Only Clients of Real Info Box Inc. have the right to view, copy and distribute the market reports for the commercial purpose as per User Agreement. www.RealInfoBox.com



Hey there, how are ya?

Justin Griffith
Realtor®
www.JustinGriffith.ca



ST. ALBERT

as of February 29, 2020

ACTIVE & SOLD LISTINGS

www.justingriffith.ca

13 MONTHS MARKET HISTORY
ST. ALBERT - CONDOS

113

FEB 2020
ACTIVE
Listings



19

FEB 2020
SOLD
Listings

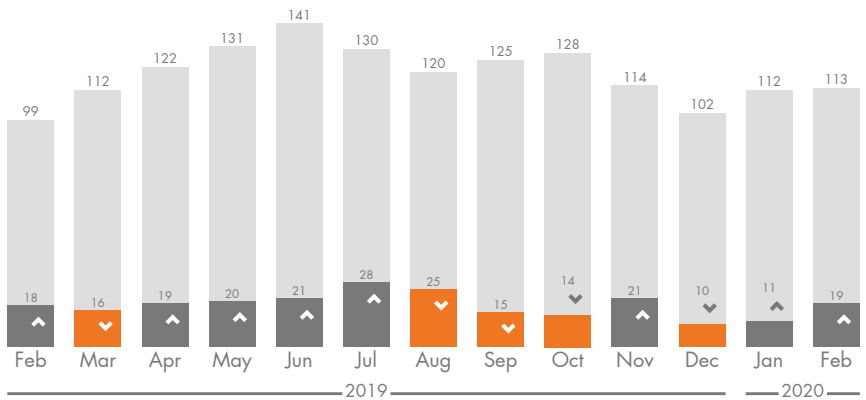


Month to Month
Up 0.89%
from Jan 2020

Month to Month
Up 72.73%
from Jan 2020

Year to Year
Up 14.14%
from Feb 2019

Year to Year
Up 5.56%
from Feb 2019



LISTING ABSORPTION RATE

www.justingriffith.ca

13 MONTHS MARKET HISTORY
ST. ALBERT - CONDOS

16.81%

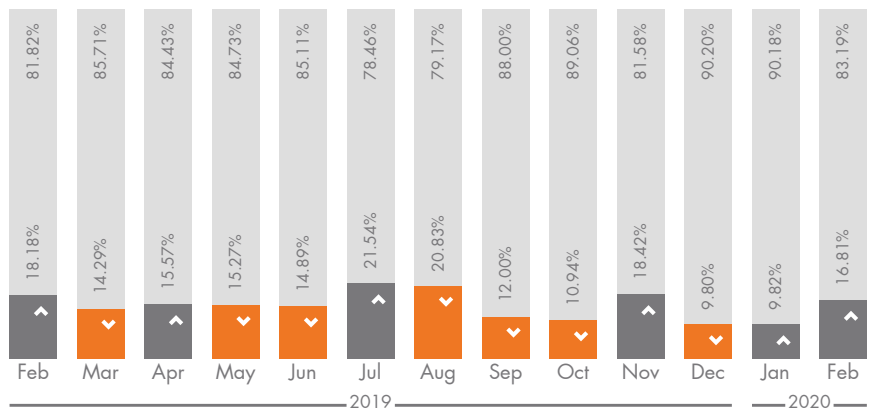
Feb 2020
SOLD
Listings



Month to Month
The odds of selling increased by 71.20% compared to Jan 2020

Year to Year
The odds of selling decreased by 7.52% compared to Feb 2019

83.19%
UNSOLD, EXPIRED & TERMINATED Listings



AVERAGE DAYS ON MARKET

www.justingriffith.ca

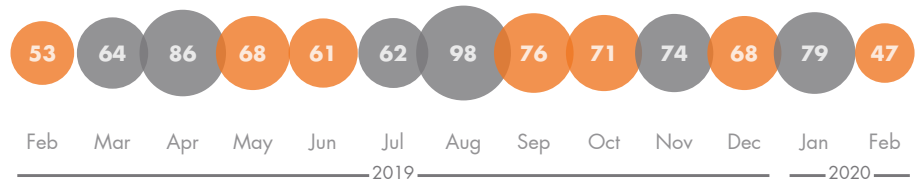
13 MONTHS MARKET HISTORY
ST. ALBERT - CONDOS

47 days average

Feb 2020

Month to Month
ADOM are down, homes are selling 40.51% faster compared to Jan 2020

Year to Year
ADOM are down, homes are selling 11.32% faster compared to Feb 2019



This report was created by Real Info Box Inc. using the most recent REALTORS® Association Of Edmonton board monthly statistical reports. Information herein deemed reliable but not guaranteed. This report is for information purposes. It assumes no liability for any action taken based on this information. Not intended to solicit buyers or sellers under contract. Copyright © 2015-2020 by Real Info Box Inc. All rights are reserved. Only Clients of Real Info Box Inc. have the right to view, copy and distribute the market reports for the commercial purpose as per User Agreement. www.RealInfoBox.com