



Hey there, how are ya?

Justin Griffith

Realtor®

www.JustinGriffith.ca



BEAUMONT

as of February 29, 2020

BENCHMARK PRICE

390,662

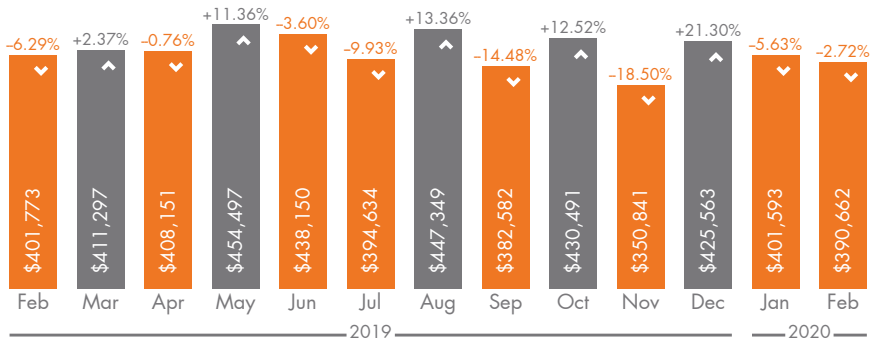
Feb 2020

Month to Month
Down 2.72% from Jan 2020

Year to Year
Down 2.77% from Feb 2019

www.justingriffith.ca

**13 MONTHS MARKET HISTORY
BEAUMONT - DETACHED HOMES**



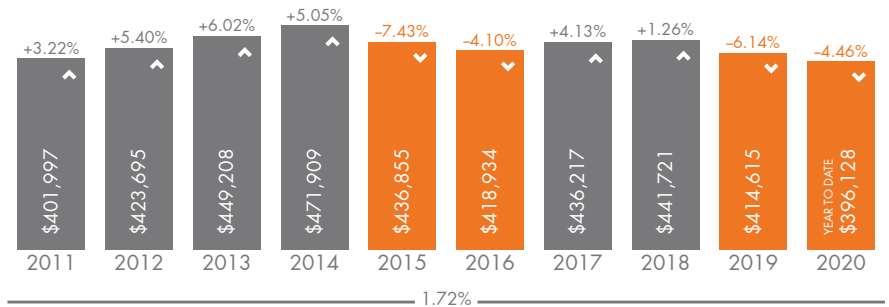
AVERAGE PRICE TREND



PROPERTY TYPE: **DETACHED HOMES**
TOWN: **BEAUMONT**

www.justingriffith.ca

**10 YEAR AVERAGE PRICE HISTORY
BEAUMONT - DETACHED HOMES**



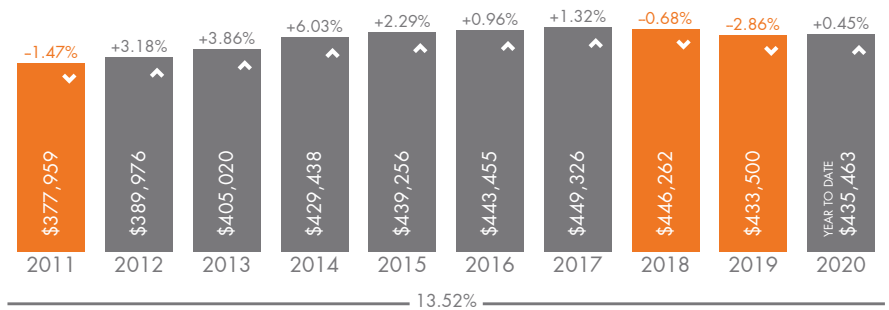
AVERAGE PRICE TREND



PROPERTY TYPE: **DETACHED HOMES**
CITY OF **EDMONTON**

www.justingriffith.ca

**10 YEAR AVERAGE PRICE HISTORY
EDMONTON - DETACHED HOMES**





Hey there, how are ya?

Justin Griffith
Realtor®
www.JustinGriffith.ca



BEAUMONT

as of February 29, 2020

ACTIVE & SOLD LISTINGS

www.justingriffith.ca

**13 MONTHS MARKET HISTORY
BEAUMONT - DETACHED HOMES**

156

FEB 2020
ACTIVE
Listings



25

FEB 2020
SOLD
Listings

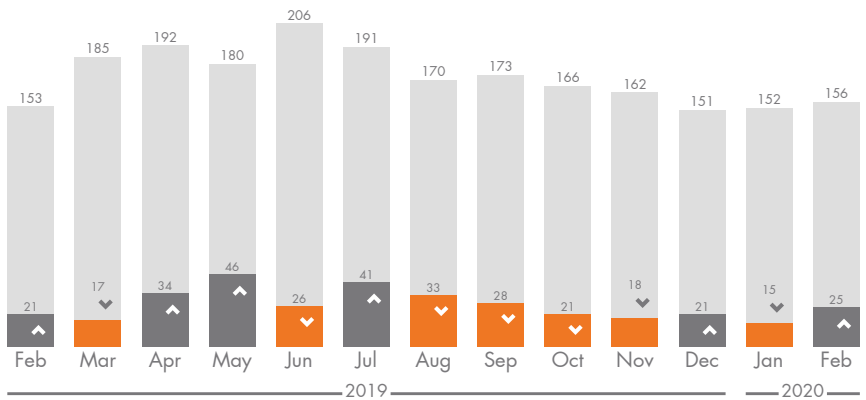


Month to Month
Up 2.63%
from Jan 2020

Month to Month
Up 66.67%
from Jan 2020

Year to Year
Up 1.96%
from Feb 2019

Year to Year
Up 19.05%
from Feb 2019



LISTING ABSORPTION RATE

www.justingriffith.ca

**13 MONTHS MARKET HISTORY
BEAUMONT - DETACHED HOMES**

16.03%

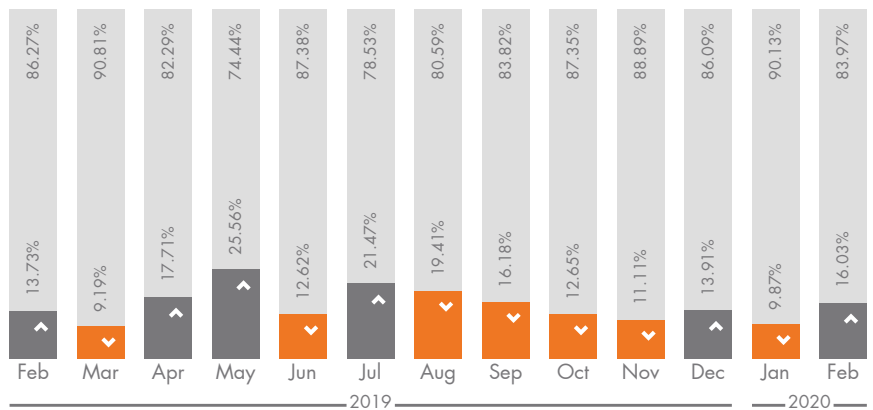
Feb 2020
SOLD
Listings



Month to Month
The odds of selling increased by 62.39% compared to Jan 2020

Year to Year
The odds of selling increased by 16.76% compared to Feb 2019

83.97%
UNSOLD, EXPIRED & TERMINATED Listings



AVERAGE DAYS ON MARKET

www.justingriffith.ca

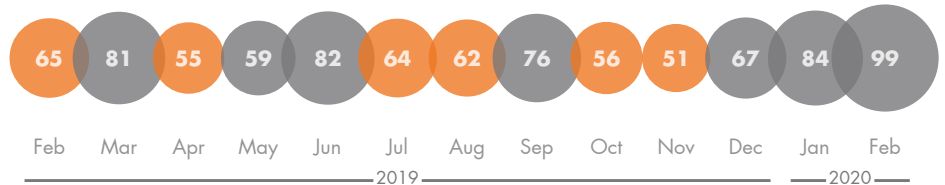
**13 MONTHS MARKET HISTORY
BEAUMONT - DETACHED HOMES**

99 days average

Feb 2020

Month to Month
ADOM are up, homes are selling 17.86% slower compared to Jan 2020

Year to Year
ADOM are up, homes are selling 52.31% slower compared to Feb 2019



This report was created by Real Info Box Inc. using the most recent REALTORS® Association Of Edmonton board monthly statistical reports. Information herein deemed reliable but not guaranteed. This report is for information purposes. It assumes no liability for any action taken based on this information. Not intended to solicit buyers or sellers under contract. Copyright © 2015-2020 by Real Info Box Inc. All rights are reserved. Only Clients of Real Info Box Inc. have the right to view, copy and distribute the market reports for the commercial purpose as per User Agreement. www.RealInfoBox.com



Hey there, how are ya?

Justin Griffith
Realtor®
www.JustinGriffith.ca



BEAUMONT

as of February 29, 2020

BENCHMARK PRICE

www.justingriffith.ca

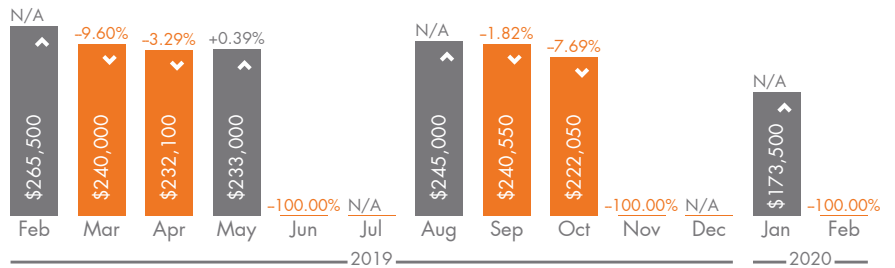
**13 MONTHS MARKET HISTORY
BEAUMONT - CONDOS**

N/A

Feb 2020

Month to Month
Down 100.00% from Jan 2020

Year to Year
Down 100.00% from Feb 2019



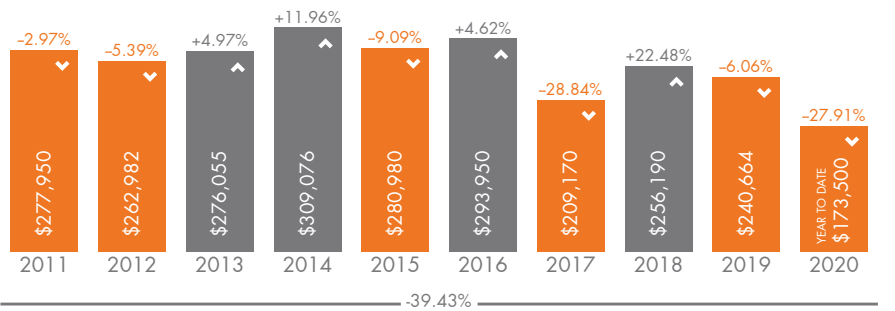
AVERAGE PRICE TREND

www.justingriffith.ca

**10 YEAR AVERAGE PRICE HISTORY
BEAUMONT - CONDOS**



**PROPERTY TYPE: CONDOS
TOWN: BEAUMONT**



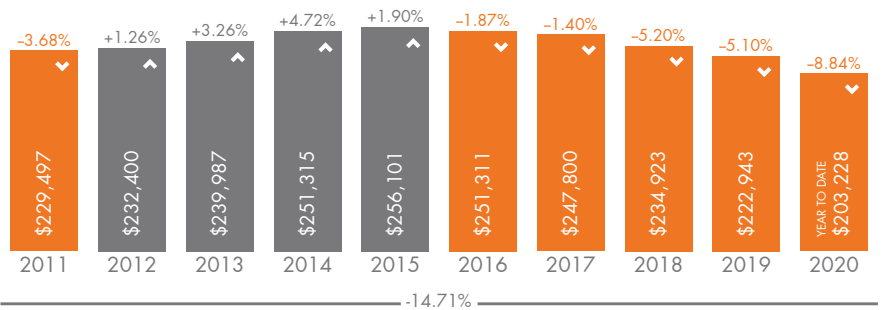
AVERAGE PRICE TREND

www.justingriffith.ca

**10 YEAR AVERAGE PRICE HISTORY
EDMONTON - CONDOS**



**PROPERTY TYPE: CONDOS
CITY OF EDMONTON**





Hey there, how are ya?

Justin Griffith
Realtor®
www.JustinGriffith.ca



BEAUMONT

as of February 29, 2020

ACTIVE & SOLD LISTINGS

www.justingriffith.ca

**13 MONTHS MARKET HISTORY
BEAUMONT - CONDOS**

15

FEB 2020 ACTIVE
Listings



0

FEB 2020 SOLD
Listings

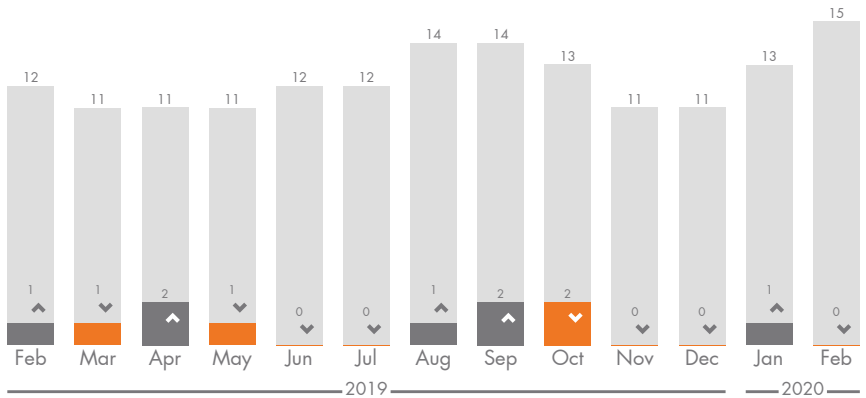


Month to Month
Up 15.38%
from Jan 2020

Month to Month
Down 100.00%
from Jan 2020

Year to Year
Up 25.00%
from Feb 2019

Year to Year
Down 100.00%
from Feb 2019



LISTING ABSORPTION RATE

www.justingriffith.ca

**13 MONTHS MARKET HISTORY
BEAUMONT - CONDOS**

0.00%

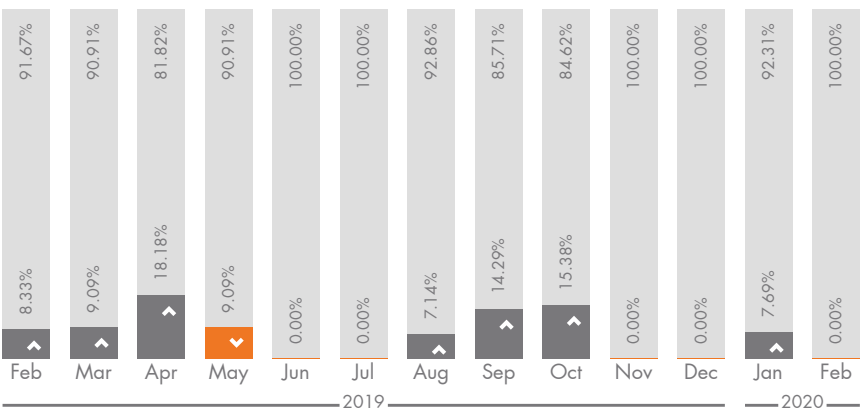
Feb 2020 SOLD
Listings

Month to Month
The odds of selling decreased by 100.00% compared to Jan 2020

Year to Year
The odds of selling decreased by 100.00% compared to Feb 2019



100.00% UNSOLD, EXPIRED & TERMINATED Listings



AVERAGE DAYS ON MARKET

www.justingriffith.ca

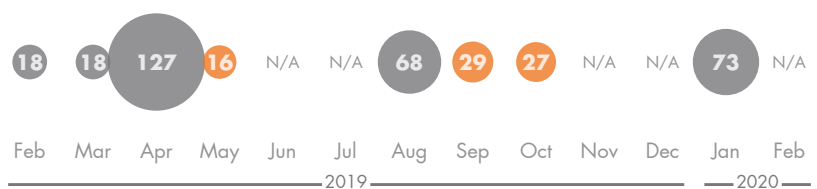
**13 MONTHS MARKET HISTORY
BEAUMONT - CONDOS**

N/A days average

Feb 2020

Month to Month
ADOM are down, homes are selling 100.00% faster compared to Jan 2020

Year to Year
ADOM are down, homes are selling 100.00% faster compared to Feb 2019



This report was created by Real Info Box Inc. using the most recent REALTORS® Association Of Edmonton board monthly statistical reports. Information herein deemed reliable but not guaranteed. This report is for information purposes. It assumes no liability for any action taken based on this information. Not intended to solicit buyers or sellers under contract. Copyright © 2015-2020 by Real Info Box Inc. All rights are reserved. Only Clients of Real Info Box Inc. have the right to view, copy and distribute the market reports for the commercial purpose as per User Agreement. www.RealInfoBox.com