



Hey there, how are ya?

Justin Griffith
Realtor®
www.JustinGriffith.ca



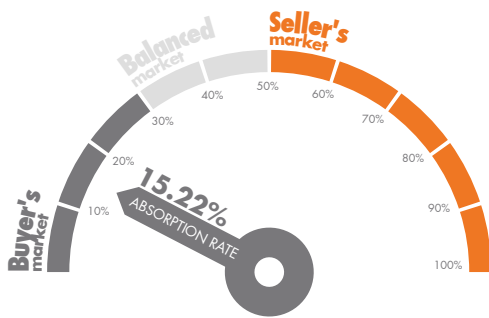
EDMONTON

as of February 29, 2020

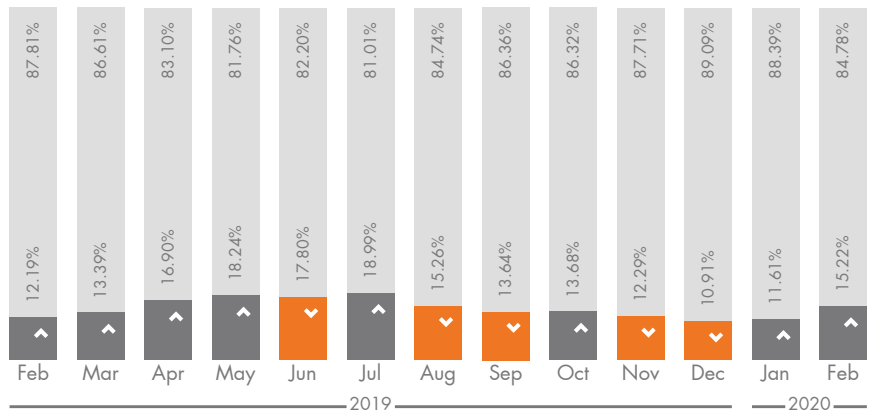
MARKET STATUS

■ % of homes SOLD out of Active Listings
■ % of UNSOLD, EXPIRED & TERMINATED Listings

**13 MONTHS MARKET HISTORY
EDMONTON - DETACHED HOMES**



15.22% LISTING ABSORPTION RATE
As of Feb 29, 2020, we had 2,877 listings.
438 (15.22%) listings were sold in Feb 2020



AVERAGE PRICE

445,924

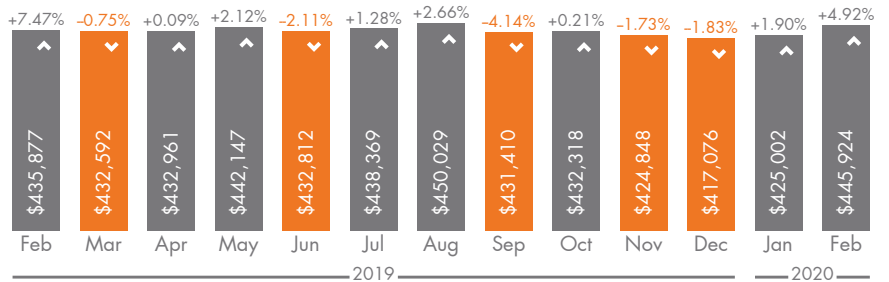
Feb 2020

▲ **Month to Month**
Up 4.92% from Jan 2020

▲ **Year to Year**
Up 2.31% from Feb 2019

www.justingriffith.ca

**13 MONTHS MARKET HISTORY
EDMONTON - DETACHED HOMES**



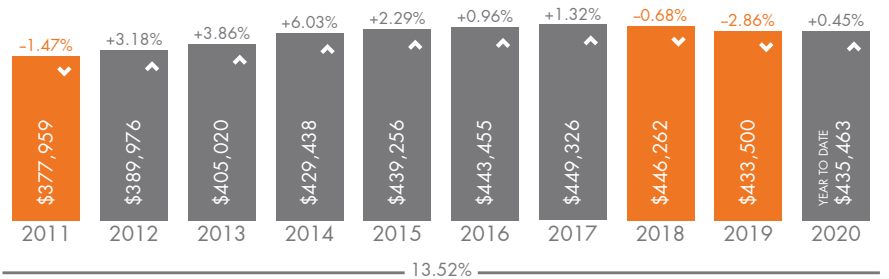
AVERAGE PRICE TREND



**PROPERTY TYPE: DETACHED HOMES
CITY OF EDMONTON**

www.justingriffith.ca

**10 YEAR AVERAGE PRICE HISTORY
EDMONTON - DETACHED HOMES**



This report was created by Real Info Box Inc. using the most recent REALTORS® Association Of Edmonton board monthly statistical reports. Information herein deemed reliable but not guaranteed. This report is for information purposes. It assumes no liability for any action taken based on this information. Not intended to solicit buyers or sellers under contract. Copyright © 2015-2020 by Real Info Box Inc. All rights are reserved. Only Clients of Real Info Box Inc. have the right to view, copy and distribute the market reports for the commercial purpose as per User Agreement. www.RealInfoBox.com



Hey there, how are ya?

Justin Griffith
Realtor®
www.JustinGriffith.ca



EDMONTON

as of February 29, 2020

ACTIVE & SOLD LISTINGS

www.justingriffith.ca

**13 MONTHS MARKET HISTORY
EDMONTON - DETACHED HOMES**

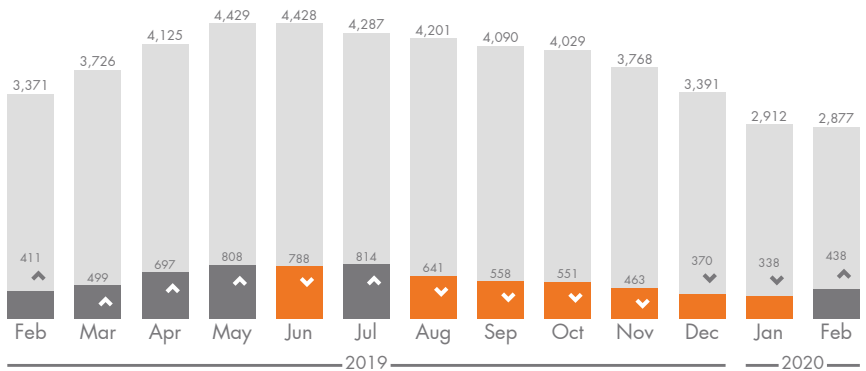
2,877

**FEB 2020
ACTIVE**
Listings



438

**FEB 2020
SOLD**
Listings



Month to Month
Down 1.20%
from Jan 2020

Month to Month
Up 29.59%
from Jan 2020

Year to Year
Down 14.65%
from Feb 2019

Year to Year
Up 6.57%
from Feb 2019

AVERAGE DAYS ON MARKET


www.justingriffith.ca

**13 MONTHS MARKET HISTORY
EDMONTON - DETACHED HOMES**

76 days
average
Feb 2020

Month to Month
ADOM are without change compared to Jan 2020

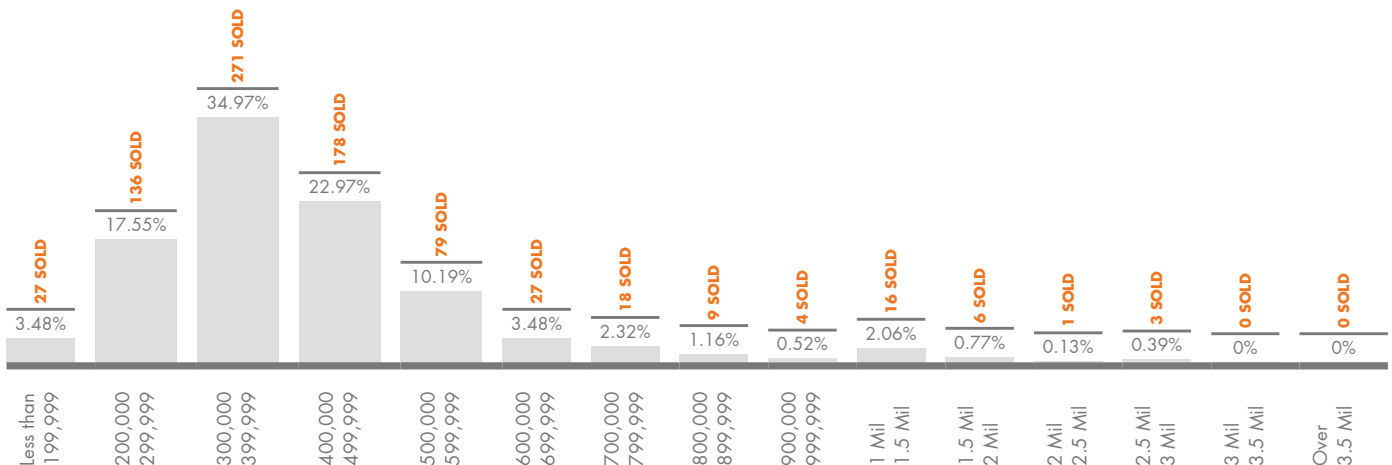
Year to Year
ADOM are up, homes
are selling 11.76% slower
compared to Feb 2019



MARKET DISTRIBUTION

www.justingriffith.ca

**TOTAL SOLD HOMES YTD 2020: 1,146
EDMONTON - DETACHED HOMES**



This report was created by Real Info Box Inc. using the most recent REALTORS® Association Of Edmonton board monthly statistical reports. Information herein deemed reliable but not guaranteed. This report is for information purposes. It assumes no liability for any action taken based on this information. Not intended to solicit buyers or sellers under contract. Copyright © 2015-2020 by Real Info Box Inc. All rights are reserved. Only Clients of Real Info Box Inc. have the right to view, copy and distribute the market reports for the commercial purpose as per User Agreement. www.RealInfoBox.com



Hey there, how are ya?

Justin Griffith
Realtor®
www.JustinGriffith.ca



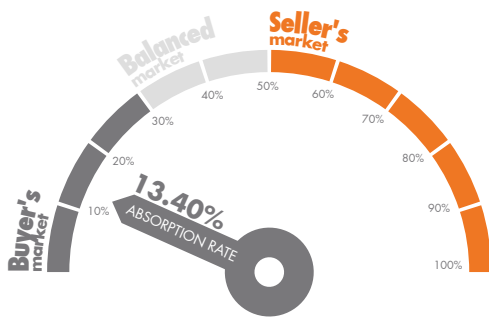
EDMONTON

as of February 29, 2020

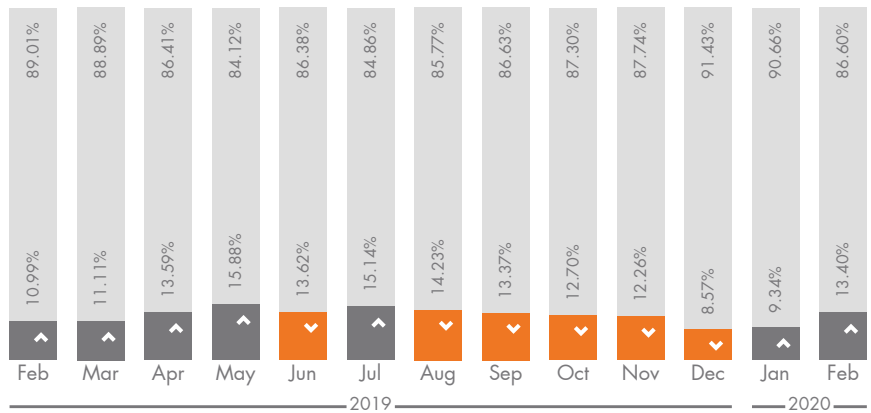
MARKET STATUS

■ % of homes SOLD out of Active Listings
■ % of UNSOLD, EXPIRED & TERMINATED Listings

13 MONTHS MARKET HISTORY
EDMONTON - CONDOS



13.40% LISTING ABSORPTION RATE
As of Feb 29, 2020, we had 1,702 listings.
228 (13.40%) listings were sold in Feb 2020



AVERAGE PRICE

205,497

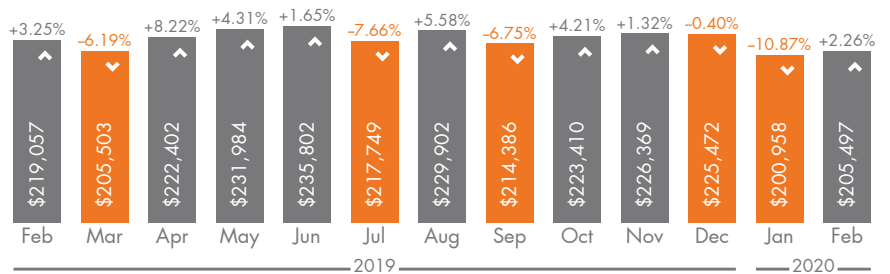
Feb 2020

▲ **Month to Month**
Up 2.26% from Jan 2020

▼ **Year to Year**
Down 6.19% from Feb 2019

www.justingriffith.ca

13 MONTHS MARKET HISTORY
EDMONTON - CONDOS



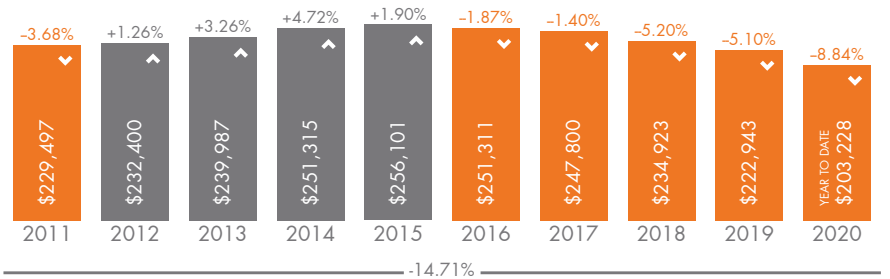
AVERAGE PRICE TREND

www.justingriffith.ca

10 YEAR AVERAGE PRICE HISTORY
EDMONTON - CONDOS



PROPERTY TYPE: CONDOS
CITY OF EDMONTON



This report was created by Real Info Box Inc. using the most recent REALTORS® Association Of Edmonton board monthly statistical reports. Information herein deemed reliable but not guaranteed. This report is for information purposes. It assumes no liability for any action taken based on this information. Not intended to solicit buyers or sellers under contract. Copyright © 2015-2020 by Real Info Box Inc. All rights are reserved. Only Clients of Real Info Box Inc. have the right to view, copy and distribute the market reports for the commercial purpose as per User Agreement. www.RealInfoBox.com



Hey there, how are ya?

Justin Griffith
Realtor®
www.JustinGriffith.ca



EDMONTON

as of February 29, 2020

ACTIVE & SOLD LISTINGS

www.justingriffith.ca

**13 MONTHS MARKET HISTORY
EDMONTON - CONDOS**

1,702

**FEB 2020
ACTIVE**
Listings



228

**FEB 2020
SOLD**
Listings

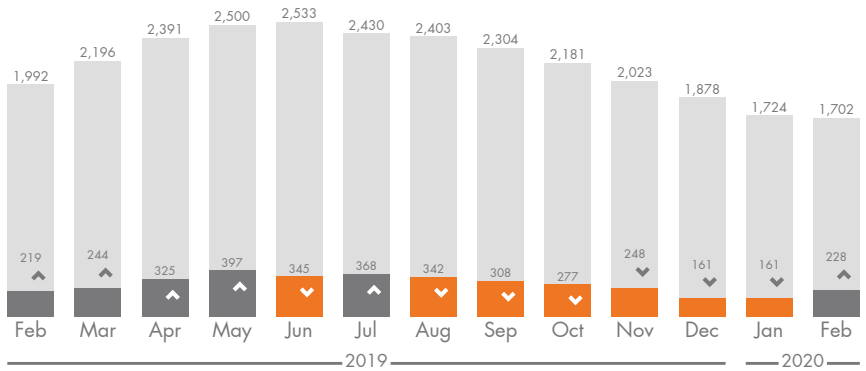


✓ **Month to Month**
Down 1.28%
from Jan 2020

▲ **Month to Month**
Up 41.61%
from Jan 2020

✓ **Year to Year**
Down 14.56%
from Feb 2019

▲ **Year to Year**
Up 4.11%
from Feb 2019



AVERAGE DAYS ON MARKET

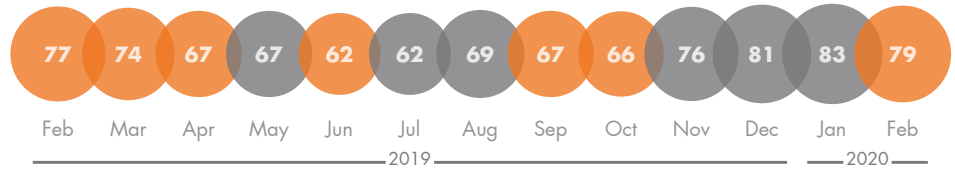
www.justingriffith.ca

**13 MONTHS MARKET HISTORY
EDMONTON - CONDOS**

79 days average
Feb 2020

▼ **Month to Month**
ADOM are down, homes
are selling 4.82% faster
compared to Jan 2020

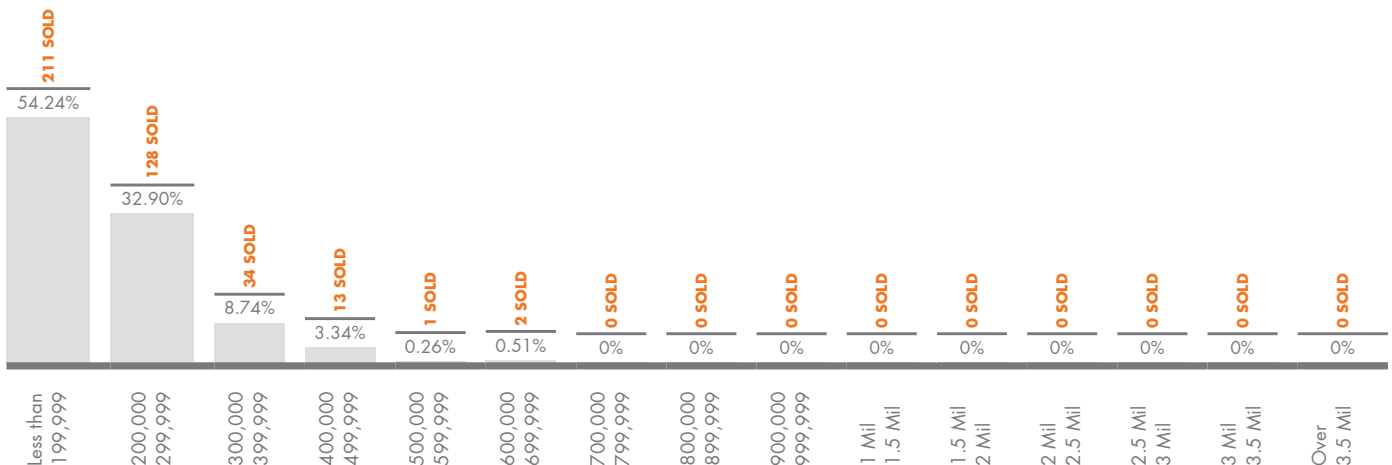
▲ **Year to Year**
ADOM are up, homes
are selling 2.60% slower
compared to Feb 2019



MARKET DISTRIBUTION

www.justingriffith.ca

**TOTAL SOLD HOMES YTD 2020: 550
EDMONTON - CONDOS**



This report was created by Real Info Box Inc. using the most recent REALTORS® Association Of Edmonton board monthly statistical reports. Information herein deemed reliable but not guaranteed. This report is for information purposes. It assumes no liability for any action taken based on this information. Not intended to solicit buyers or sellers under contract. Copyright © 2015-2020 by Real Info Box Inc. All rights are reserved. Only Clients of Real Info Box Inc. have the right to view, copy and distribute the market reports for the commercial purpose as per User Agreement. www.RealInfoBox.com